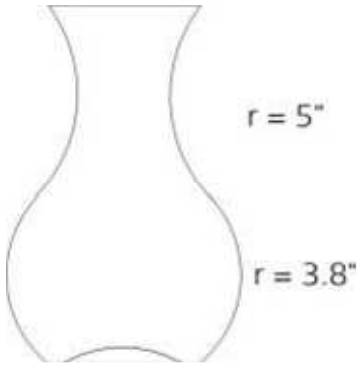


Crocheted and felted vase




I made several sketches, then did this drawing using Microsoft Visio. I thought that the bowl should have a radius of 3.8" and the neck 5". I intended the height to be about 12".

On my tension sample using bump stitch (*dc tr*), my tension was about 13 stitches and 13 rows to 4".



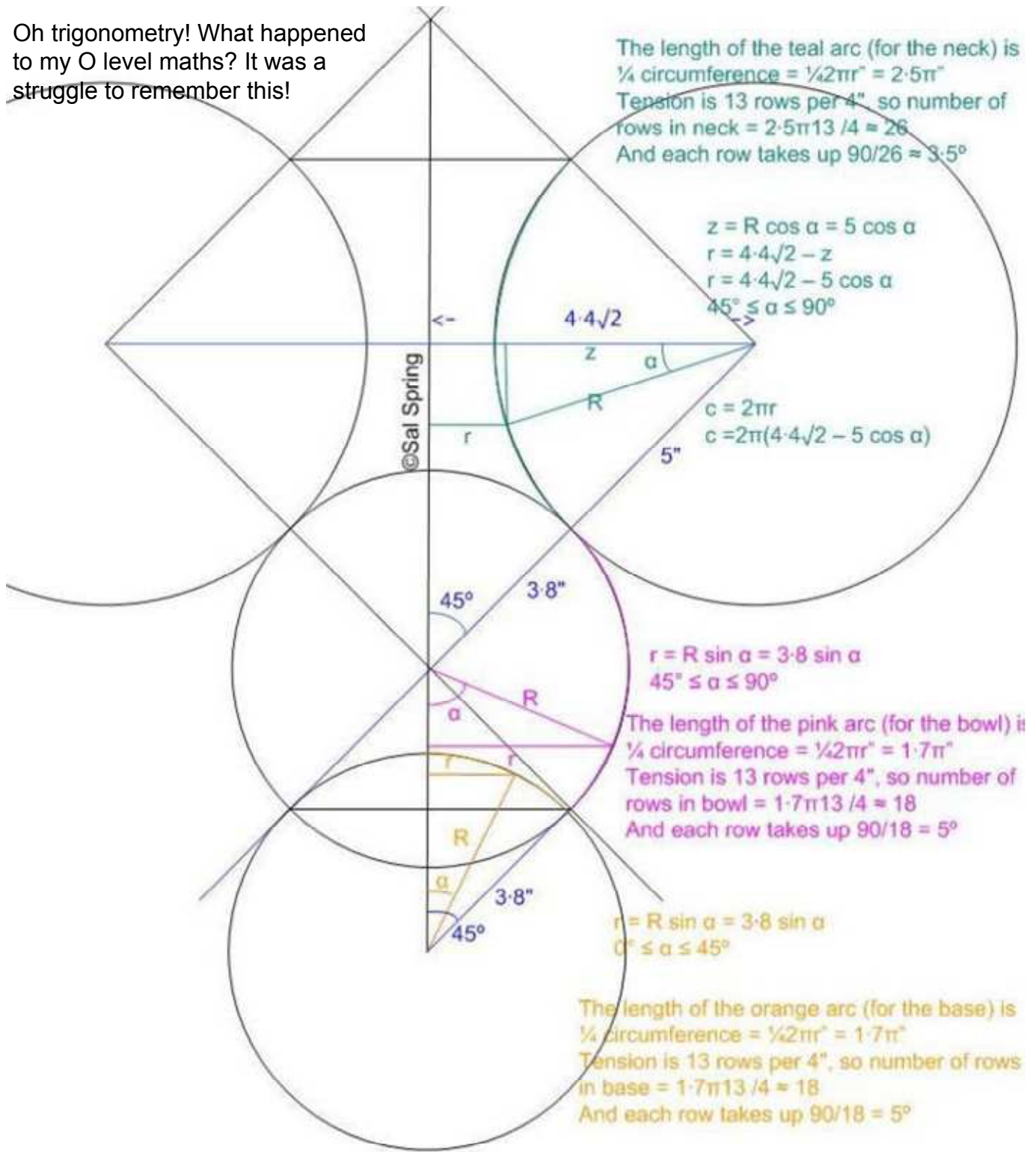
This prototype is from overdyed cotton/acrylic: it's not felted.

The maths is on the next page ...




Crocheted and felted vase

Oh trigonometry! What happened to my O level maths? It was a struggle to remember this!



I confess to then using a spreadsheet to work out how many stitches should be in each round. For the base and bowl, the circumference of each row is $2\pi r = 2\pi 3.8 \sin \alpha$ [α steps in 5° increments from 0° - 45° for the base, and 45° - 90° - 45° for the bowl]
 For the neck, the circumference of each row is $2\pi r = 2\pi(4.4\sqrt{2} - 5 \cos \alpha)$ [α steps in 3.5° increments from 45° - 90° - 45°]
 The number of stitches per round is the circumference divided by 4 and multiplied by 13.



Crocheted and felted vase



5 balls of Debbie Bliss Alpaca Silk

6mm hook

Yarn substitution: the yarn label says the tension should be 22-24 rows and 17-18 stitches to a 10cm square, using 4.5/5mm needles.

80% baby alpaca/20% silk

Height after felting 10".

The whole vase - apart from the first and last rounds - is in what I call bump stitch - *dc tr*. I'm sure that it has a proper name, but this'll do for now.

There are 56 rounds in the vase. This table shows how many stitches are in each one.

Spread increases and decreases evenly around each row, and vary whereabouts you increase and decrease.

I treated the round as a clock face, with the start of the round at 6 o'clock. One round I increased 3 stitches at 12, 4 and 8 o'clock, and the next at 1, 5 and 9 o'clock and so on.

Close each round with a slip stitch into the first stitch.

I felted this inside a pillowcase on the longest hottest wash in the washing machine. I added a pair of trainers to pound it.

	round	stitches		round	stitches	
centre	1	7dc	neck	29	55	
base	2	13		30	51	
	3	20		31	47	
	4	27		32	43	
	5	33		33	40	
	6	39		34	37	
	7	45		35	34	
	8	50		36	32	
	base	9	55		37	30
				38	28	
				39	27	
bowl	round	stitches		40	26	
	10	55		41	25	
	11	59		42	25	
	12	64		43	25	
	13	67		44	26	
	14	70		45	27	
	15	73		46	28	
	16	75		47	30	
	17	76		48	32	
	18	77		49	34	
	19	78		50	37	
	20	78		51	40	
	21	77		52	43	
	22	76		53	47	
	23	75		54	51	
	24	73		neck	55	55
	25	70		rim	56	2dc into each
	26	67				stitch
	27	64				
bowl	28	59				



Crocheted and felted vase

The red vase below – before and after felting - is from Debbie Bliss Maya

